

*High-efficiency
UV-VIS detector for
spectroscopic applications
on small areas*

Synapse[®] 512 × 512 Back-Illuminated UV- Sensitive CCD Detector

The superior quantum efficiency of the HORIBA Scientific Back-Illuminated UV-sensitive 512 × 512 CCD makes this detector ideal for acquisition of extremely low signals in UV and visible spectroscopy. Its 24 μm square pixel size offers a high full well capacity, a large dynamic range and an excellent signal-to-noise ratio. The large 12.3 mm height of this sensor makes it ideal for multi-track spectroscopy by filling the focal plane of HORIBA Scientific spectrometers.



ELEMENTAL ANALYSIS

FLUORESCENCE

GRATINGS &
OEM SPECTROMETERS

OPTICAL COMPONENTS

PARTICLE CHARACTERIZATION

RAMAN

SPECTROSCOPIC ELLIPSOMETRY

SPR IMAGING

Feature

Spectroscopy Benefits

Deep Thermoelectric Cooling	Low dark signal with no need for liquid nitrogen
Lifetime Vacuum Warranty	All-metal sealed technology allows a permanent vacuum, letting us offer a lifetime warranty
Excellent Linearity	Increased accuracy of data over the full dynamic range
USB 2.0 Interface	Standard connection to PC notebooks and desktops with 100% data integrity
Auxiliary Signal Input	Unique ability to add measurements from single-channel detectors without additional electronics
Larger Sensor Height of 12.3 mm	Covers more of the spectrometer's focal plane for higher signal levels or multi-track imaging
Scientific Grade 1 CCD	Ideally suited for low light level detection in a variety of spectroscopic applications
HORIBA Scientific's SynerJY [®] Software	Complete control of a Synapse CCD and HORIBA Scientific Spectrograph system with full analysis capabilities
LabVIEW VIs and SDK Available	Flexible software to integrate a Synapse CCD into existing apparatus or as an OEM component

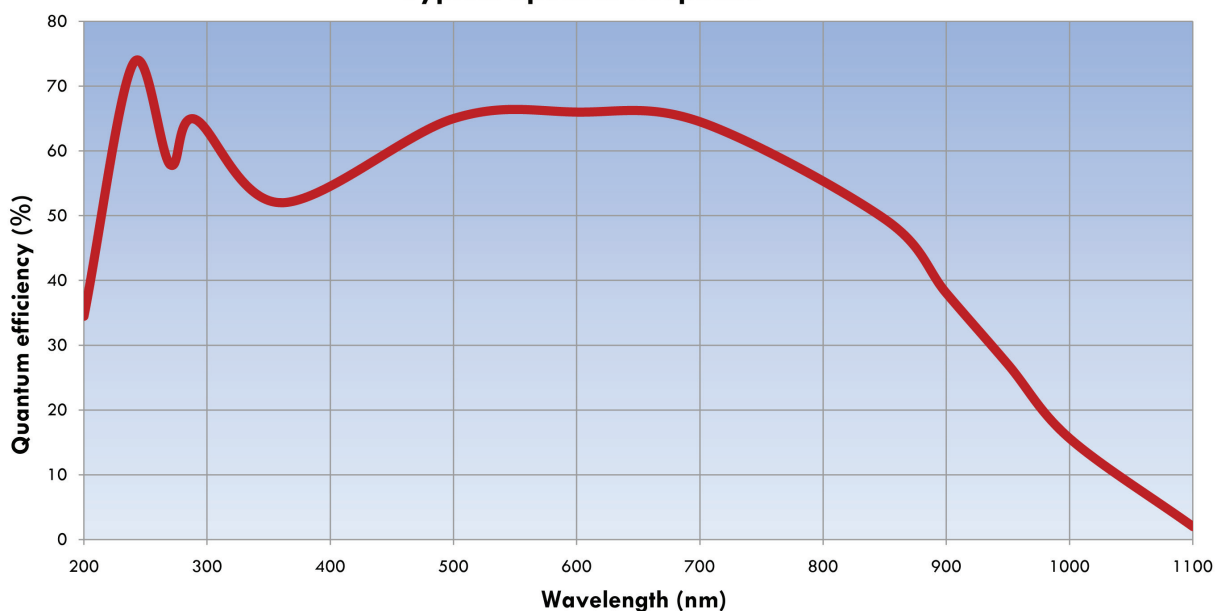


Specifications*

CCD Format	512 × 512, back-illuminated, UV-coated, Scientific Grade 1			
Pixel Size	24 μm × 24 μm			
Image Area	12.3 mm × 12.3 mm, 100% fill factor			
Cooling System	Four-stage thermoelectric cooling. Typical operating temperature -80°C, guaranteed to -75°C. External cooling option available (-95°C typical).			
		Minimum	Typical	Maximum
Readout Noise	20 kHz		3.5 e ⁻ rms	6 e ⁻ rms
	1 MHz		15 e ⁻ rms	20 e ⁻ rms
Pixel Well Capacity		300 ke ⁻	350 ke ⁻	
Register Well Capacity			1000 ke ⁻	
Dark Current			0.004	0.01 e ⁻ /pixel/s
Nonlinearity	< 0.4% at 20 kHz < 1% at 1 MHz			
Scan Rates	20 kHz and 1 MHz, software-selectable			
Software-Selectable Gains	3 software-selectable gains			
Dynamic Range	16 bits			
Vertical Shift Rates	36 μs, 9 μs			
Maximum Spectral Rate	20 kHz	18 Hz		
	1 MHz	49 Hz		

*Specifications subject to change without notice.

Typical Spectral Response



HORIBA

Scientific

Ordering Information:

SYN-512x512-BU Synapse Thermoelectric Cooled CCD System

Our CCD packages include a CCD shutter for clean CCD charge transfer and background subtraction.

ELEMENTAL ANALYSIS

FLUORESCENCE

GRATINGS &
OEM SPECTROMETERS

OPTICAL COMPONENTS

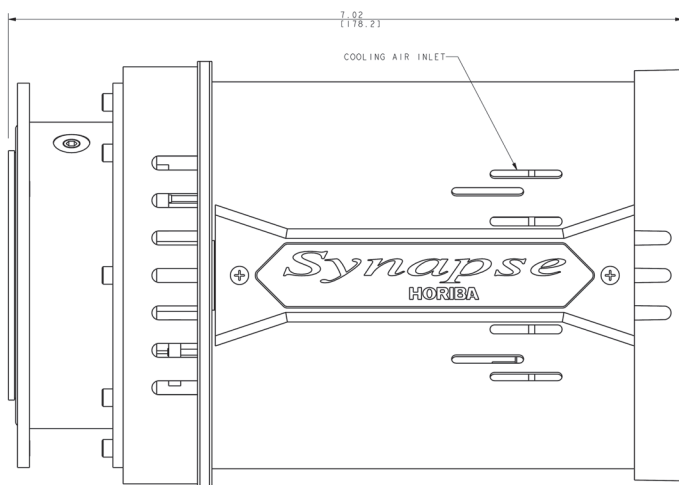
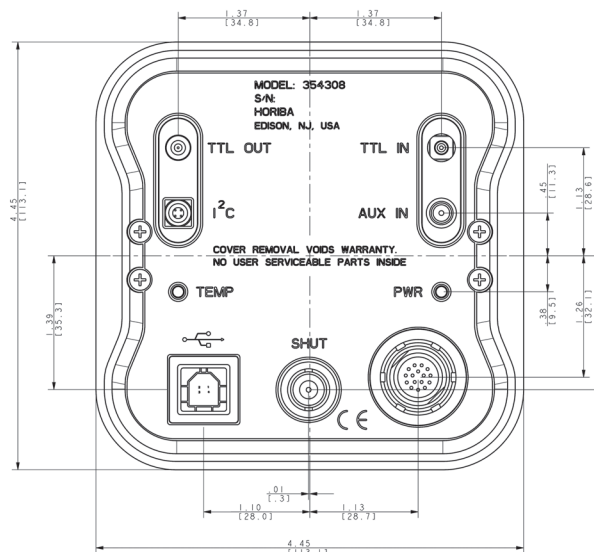
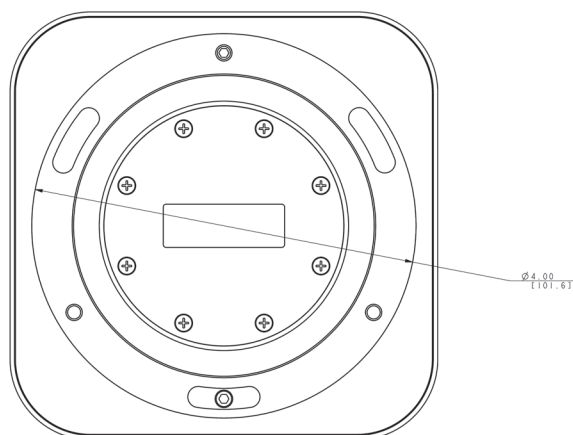
PARTICLE CHARACTERIZATION

RAMAN

SPECTROSCOPIC ELLIPSOMETRY

SPR IMAGING

Mechanical Dimensions



info-sci@horiba.com
www.horiba.com/scientific

HORIBA
Scientific

USA: +1 732 494 8660
UK: +44 (0)20 8204 8142
Spain: +34 91 490 23 34
Other Countries: +33 (0)1 64 54 13 00

France: +33 (0)1 64 54 13 00
Italy: +39 0 2 5760 3050
China: +86 (0)10 8567 9966

Germany: +49 (0)89 4623 17-0
Japan: +81 (0)3 38618231
Brazil: +55 11 5545 1540



This document is not contractually binding under any circumstances. P/N: OSD-0073 SYN rev. © HORIBA Instruments Incorporated 09/2012